

# Cassette 600x600

## PRODUCT SHEET



KID-02 S  
Recommended controller



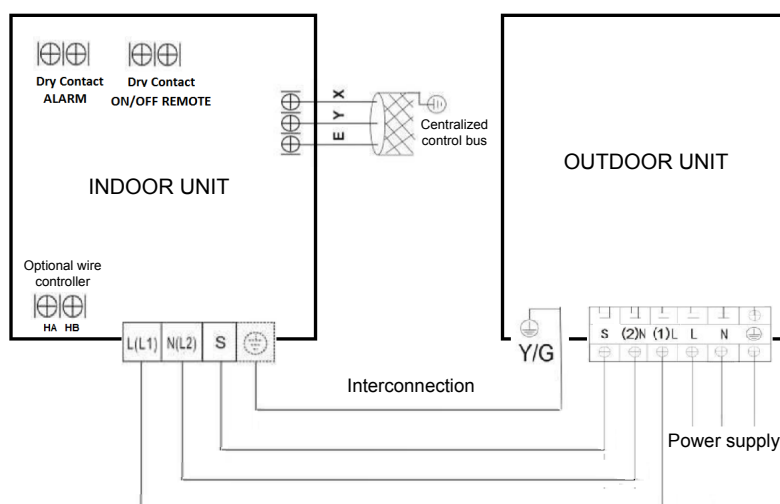
Product certified by:



## FEATURES

Model	KCI-35 DVR12
Cooling capacity	3,52 kW
Cooling power input	1,08 kW
Heating capacity	4,10 kW
Heating power input	1,06 kW
ErP Classification cold/heat	A++ / A++
Airflow (indoor)	416/504/617 m³/h
Sound pressure (indoor)	33 dB(A)
Airflow (outdoor)	2.000 m³/h
Sound pressure (outdoor)	56 dB(A)
Power supply	220-240 V / 1 / 50 Hz
Max. input	9 A
Power wiring (indoor)	With communication
Power wiring (outdoor)	(2+T)x2,50 mm²
Communication wiring	4x2,50 mm²
Com. bus shielded	3x1,50 mm²

## WIRING DIAGRAM



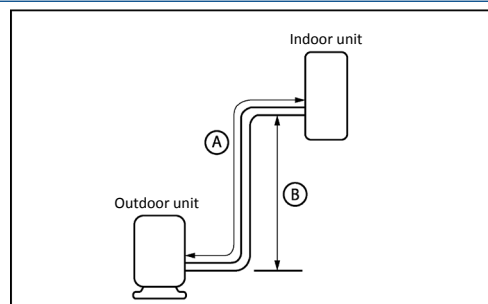
NOTES:

(1) The data and specifications present in this sheet may vary without notice.

(2) The images on this sheet are indicative and may be different from the final machine.

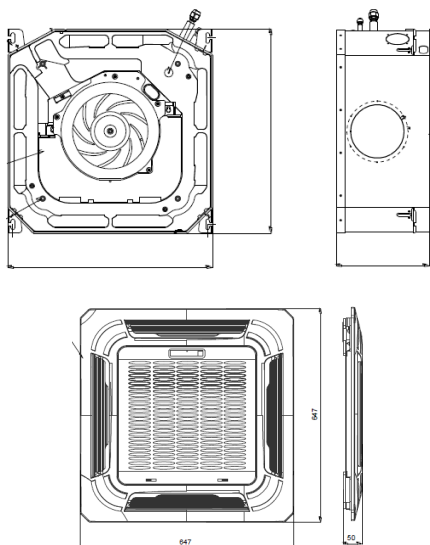
## COOLING CONNECTION

Model	KCI-35 DVR12
Refrigerating pipes	Ø1/4" / Ø3/8"
Refrigerant charge / Additional charge	0,87 kg / 0,012 kg
Indoor drain pipe	Ø25
Max. pipe length (A)	25 m
Max. level difference (B)	10 m



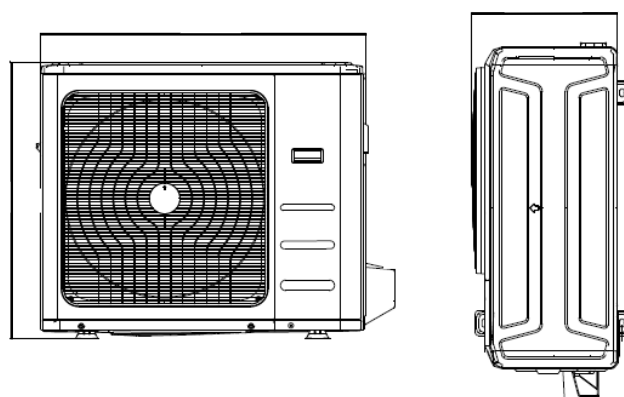
## DIMENSIONS & WEIGHT INDOOR

Model	KCI-35 DR12
Width	570 mm
Height	260 mm
Depth	570 mm
Weight	16,20 kg

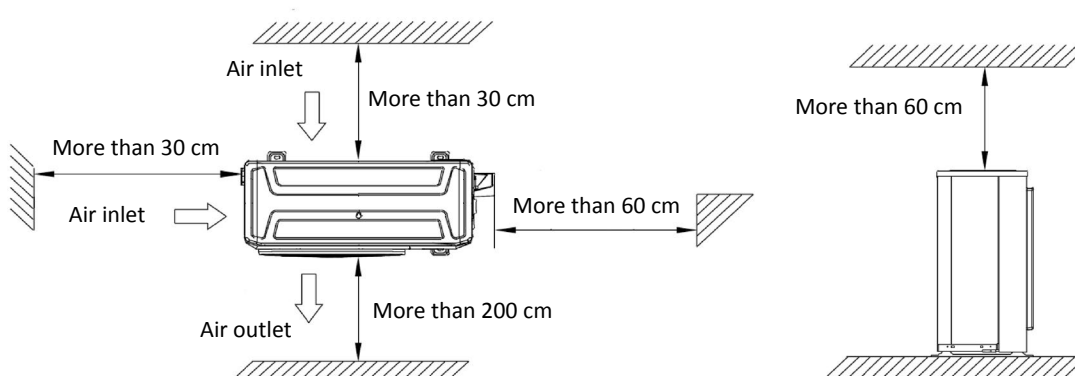


## DIMENSIONS & WEIGHT OUTDOOR

Model	KUE-35 DVR12
Width	800 mm
Height	554 mm
Depth	333 mm
Weight	34,70 kg



## INSTALLATION



# Cassette 600x600

## PRODUCT SHEET



KID-02 S  
Recommended controller



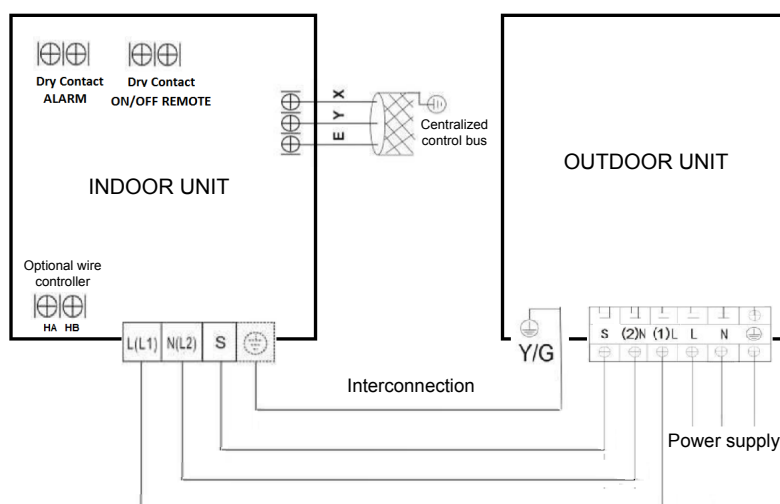
Product certified by:



## FEATURES

Model	KCI-52 DVR12
Cooling capacity	5,28 kW
Cooling power input	1,63 kW
Heating capacity	5,57 kW
Heating power input	1,50 kW
ErP Classification cold/heat	A++ / A+
Airflow (indoor)	570/625/720 m³/h
Sound pressure (indoor)	35,50 dB(A)
Airflow (outdoor)	2.100 m³/h
Sound pressure (outdoor)	55,50 dB(A)
Power supply	220-240 V / 1 / 50 Hz
Max. input	9 A
Power wiring (indoor)	(3+T)x2,50 mm²
Power wiring (outdoor)	(2+T)x2,50 mm²
Communication wiring	4x2,50 mm²
Com. bus shielded	3x1,50 mm²

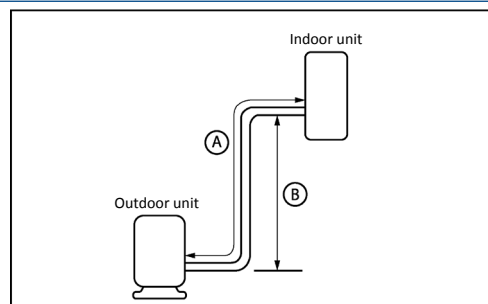
## WIRING DIAGRAM



NOTES:  
(1) The data and specifications present in this sheet may vary without notice.  
(2) The images on this sheet are indicative and may be different from the final machine.

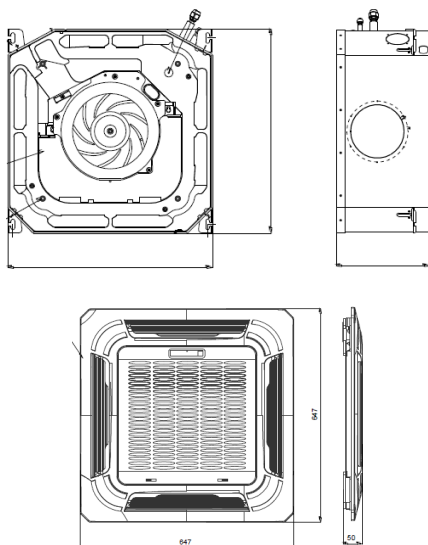
## COOLING CONNECTION

Model	KCI-52 DVR12
Refrigerating pipes	Ø1/4" / Ø1/2"
Refrigerant charge / Additional charge	1,15 kg / 0,012 kg
Indoor drain pipe	Ø25
Max. pipe length (A)	30 m
Max. level difference (B)	20 m



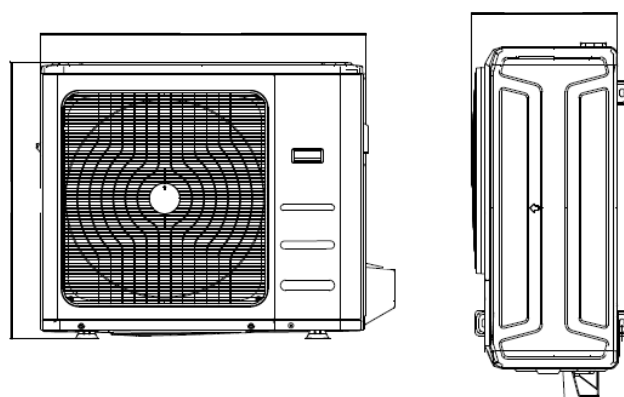
## DIMENSIONS & WEIGHT INDOOR

Model	KCI-52 DR12
Width	570 mm
Height	260 mm
Depth	570 mm
Weight	16,20 kg



## DIMENSIONS & WEIGHT OUTDOOR

Model	KUE-52 DVR12
Width	800 mm
Height	554 mm
Depth	333 mm
Weight	33,70 kg



## INSTALLATION

